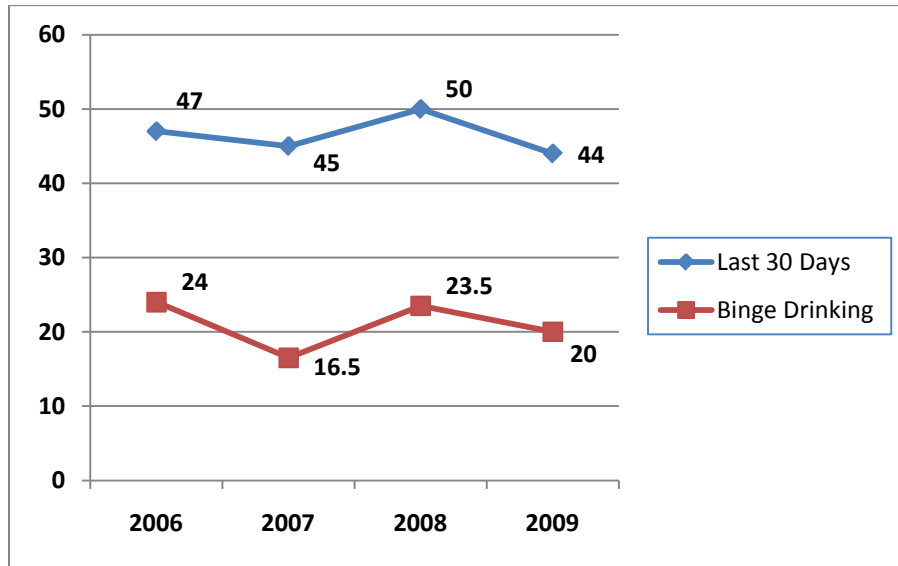


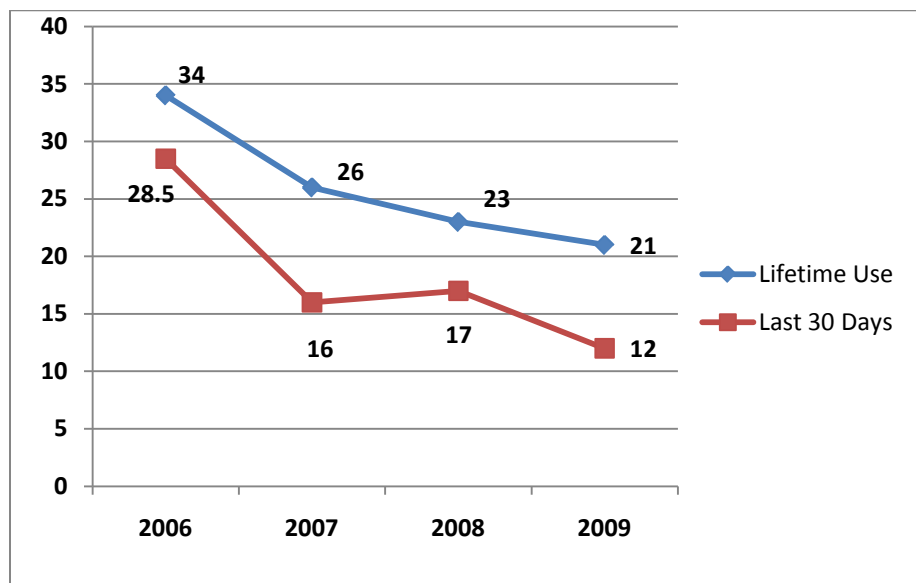
# Alcohol Use Reported by Gunnison County 6-12 Graders 2006-2009

Gunnison County High School (grades 9-12) data for reported alcohol use



- Reported drinking in the last 30 days decreased 3% over 4 years among high school youth in grades 9-12.
- Binge drinking (as defined as 5 or more drinks in one sitting 2 or more times a month) decreased 4% over 4 years among high school youth in grades 9-12.

Gunnison County Middle School (grades 6-12) data for reported alcohol use



- Middle school youth who reported ever having alcohol in their life decreased 13% over 4 years.

- Middle school youth reporting drinking in the last 30 days decreased by 16.5%.

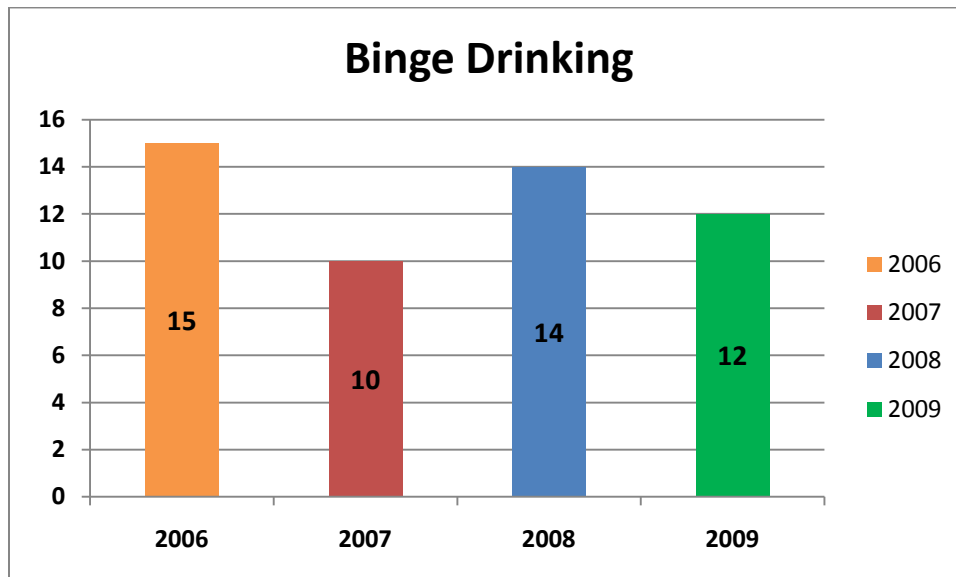
**Gunnison County 6-12 graders reported alcohol use in the last 30 days compared to the State of Colorado.**



This is a data comparison using 2009 data from the Healthy Kids Colorado Survey for Gunnison County and 2004 data from National Survey on Drug Use and Health for Colorado.

- National data shows that 27.6% of youth reported drinking in the last 30 days- Gunnison County has the same reported rate as the national rate. *National Survey on Drug Use and Health, SAMHSA, April 1, 2010.*

**Binge drinking for grades 6-12 combined in Gunnison County**



\* Heavy use is defined as having 5 or more alcoholic drinks in a row on one occasion 2 or more times in a month.

The Colorado statewide figure from the 2005 YRBS survey for binge drinking among 6-12 graders was 17%. ***In 2009 Gunnison County was 5% lower than the statewide rate.***